

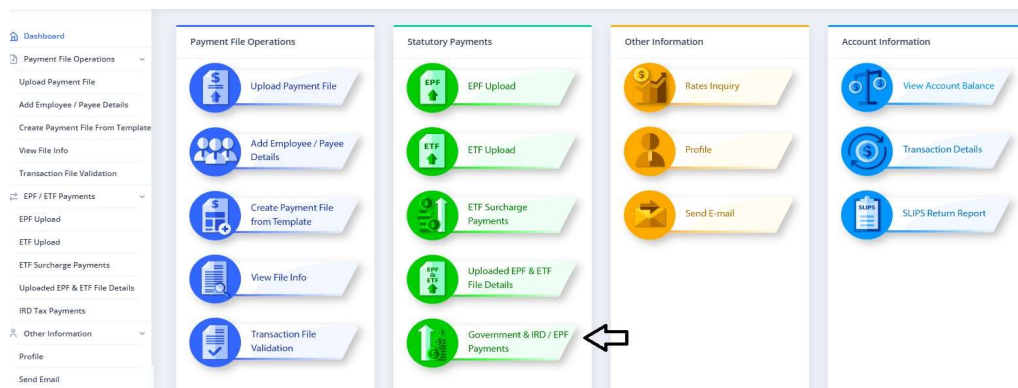
## 1. HATTON NATIONAL BANK (PAYFAST)

- Please follow the below steps when initiating a Government Organization payment.
- Please use the following link

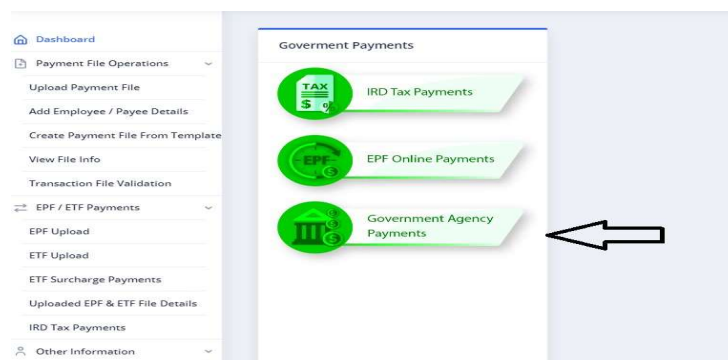
<https://payfast.hnb.lk/Payfast/#/auth/login>



- Select Government & IRD/EPF payments icon



- Select Government Agency Payments Icon



- Please select the Government institution to insert the payment.

HNB PAYFAST Light

Last Login : 2024-01-04 1

Government Agency Payment

Institutions : **Please select the institution from the drop down menu**

Select Institution

- Department of Ayurveda
- Jaffna Divisional Secretariat
- Kegalle Divisional Secretariat
- Mahara Divisional Secretariat
- Ratmalana Divisional Secretariat
- Thimbirigasyaya Divisional Secretariat
- Gampaha Municipl Council
- Rambukkana Pradeshiya Sabhawa

- Once the institution is selected, please select the payment type from the drop down menu.

Government Agency Payment

Institutions : Department of Ayurveda

Payment Type : **Please select the payment type from the drop down menu**

Select Payment Type

- Paying Ward - Borella (ANH)
- Herbal Plants
- Circuit Bungalow
- Ayurveda Examination
- Registration of Educational Institutes
- Training and Courses
- Lecture Hall/ Hostal Reservation
- Registration of Local Products/ Medicines

- Once the payment type is selected, please insert the required details and follow the below steps.

Government Agency Payment

Institutions : Department of Ayurveda

Payment Type : Herbal Plants

Reference No : Reference Number

Re-Enter Reference No :

Amount : Amount

Enter the Amount again: Amount

NIC : NIC

Mobile Number : Ex-07XXXXXXXX

E-mail Address : E-mail Address

Reason Of Payment : Reason Of Payment

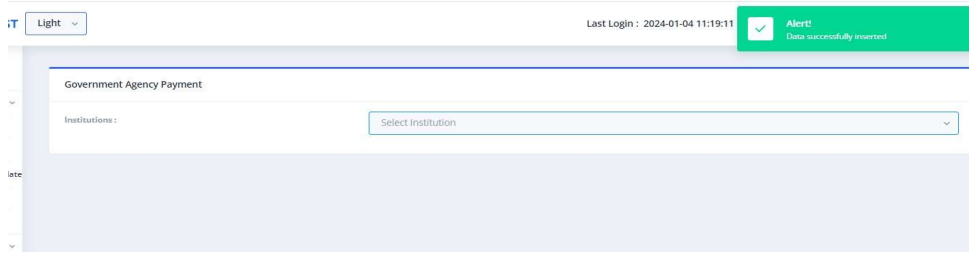
Select Account No : **Please select the debiting account**

Select Account

**Once the data is inserted please click on submit**

CLEAR SUBMIT

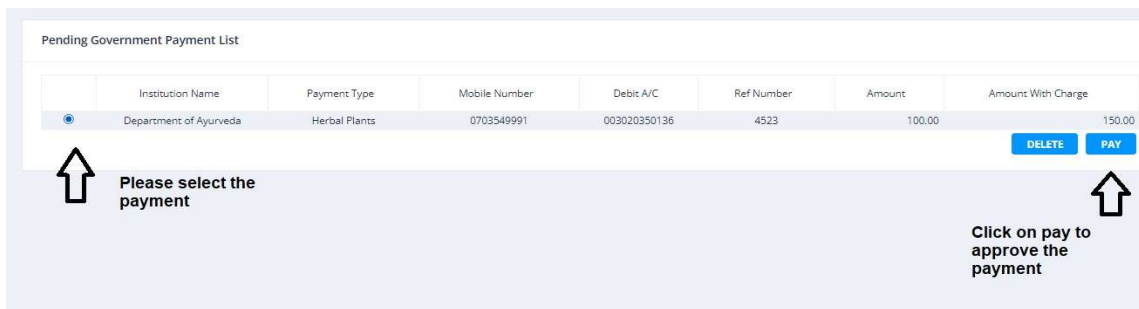
- Once the data is successfully inserted, please wait for the success message



- Once the data is inserted, please login from the authorizer login to approve the payment.
- To approve the payment please select the below icons.



- Please follow the below steps to approve the payment.



- Once approved, save the e-receipt provided by the system since view history option is not available currently.